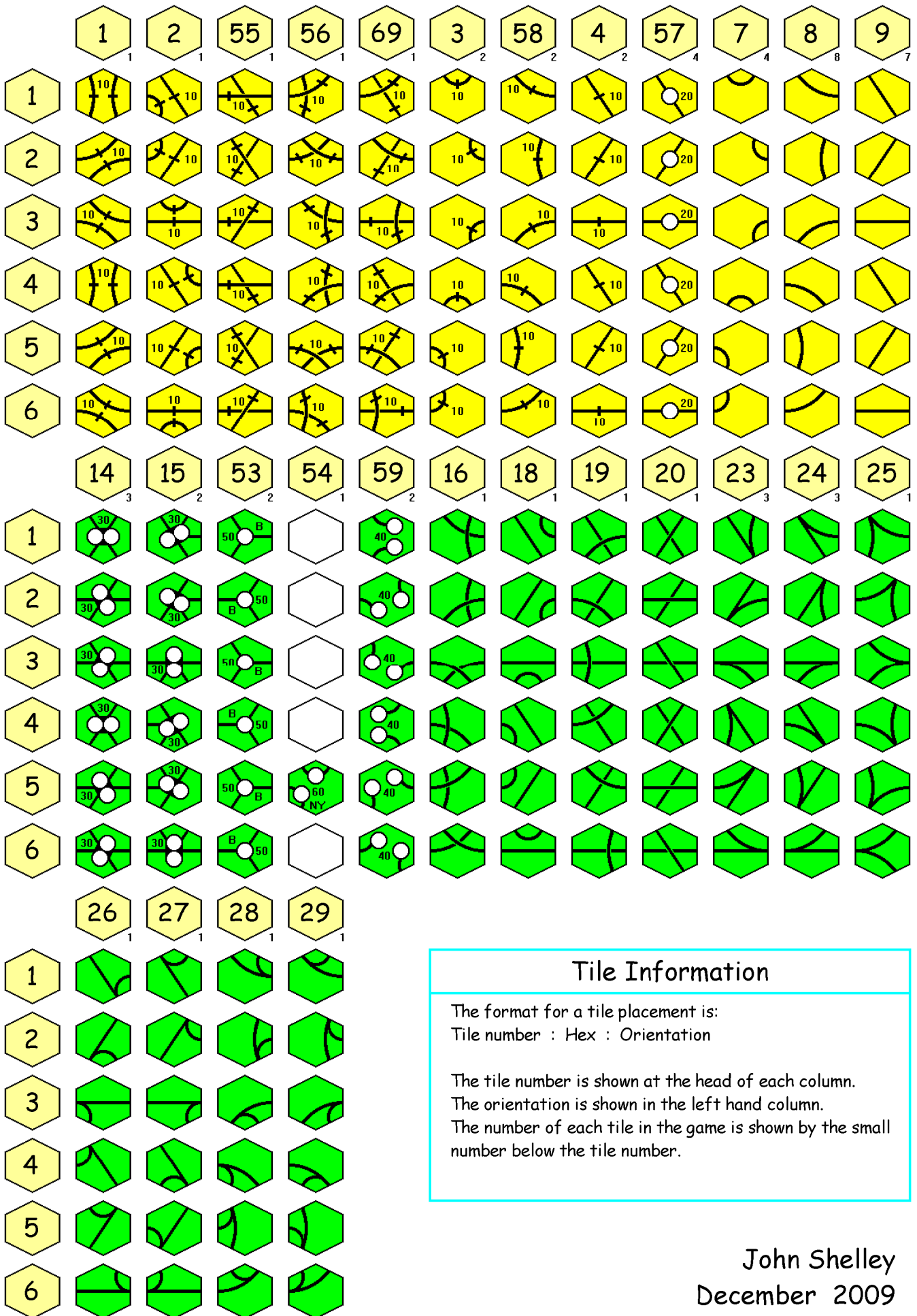


1830 tiles - original orientation



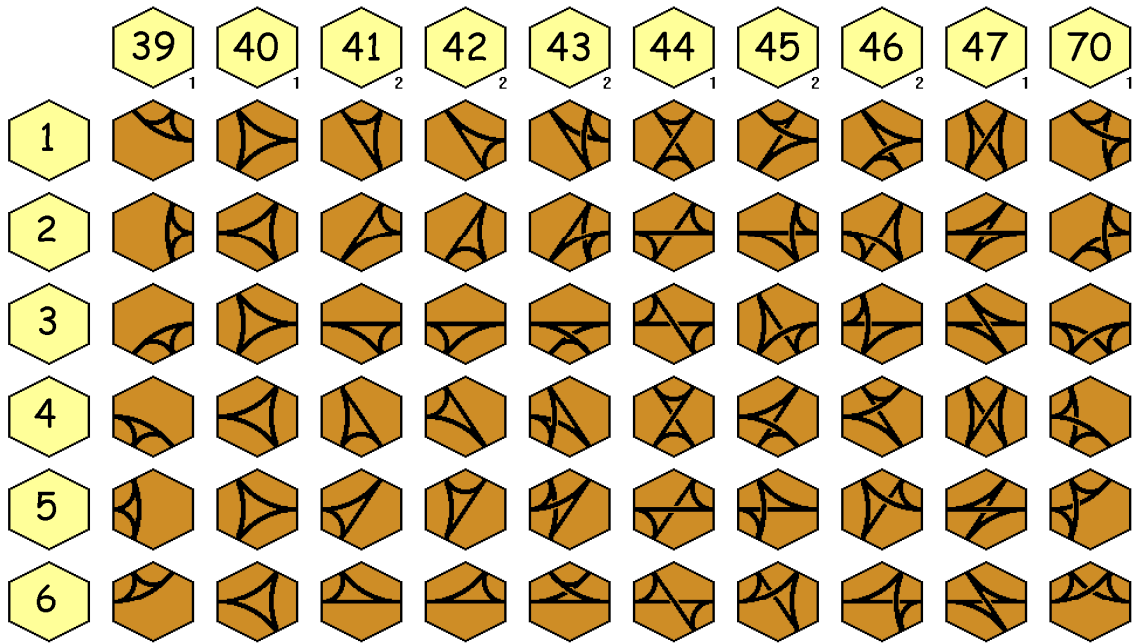
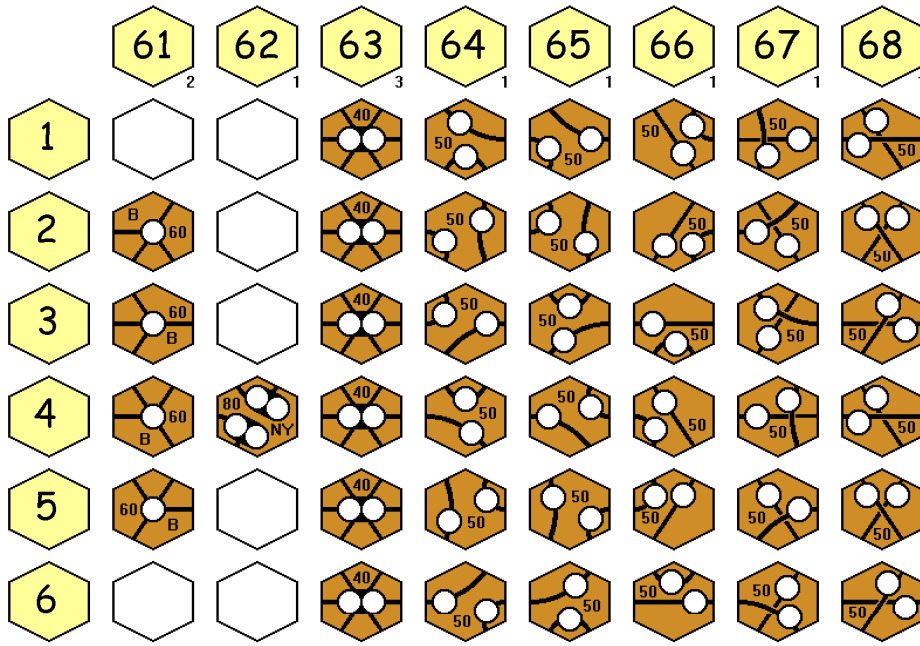
Tile Information

The format for a tile placement is:
 Tile number : Hex : Orientation

The tile number is shown at the head of each column.
 The orientation is shown in the left hand column.
 The number of each tile in the game is shown by the small number below the tile number.

John Shelley
 December 2009

1830 tiles - original orientation



Tile promotion Chart

Yellow to Green	Green to Brown
7 - 18 26 27 28 29	16 - 43 70
8 - 16 19 23 24 25 28 29	14 - 63
9 - 18 19 20 23 24 26 27	18 - 43
57 - 14 15	15 - 63
Other yellow tiles do not promote	19 - 45 46
Board hex	20 - 44 47
I13 - 53	23 - 41 43 45 47
E23 - 53	24 - 42 43 46 47
G19 - 54	25 - 40 45 46
E5 - 59	26 - 42 44 45
D10 - 59	27 - 41 44 46
H18 - 59	28 - 39 43 46 70
	29 - 39 43 45 70
	53 - 61
	54 - 62
	59 - 64 65 66 67 68